




CrossingGuard Program Analysis

Athens-Clarke County Police Department, GA



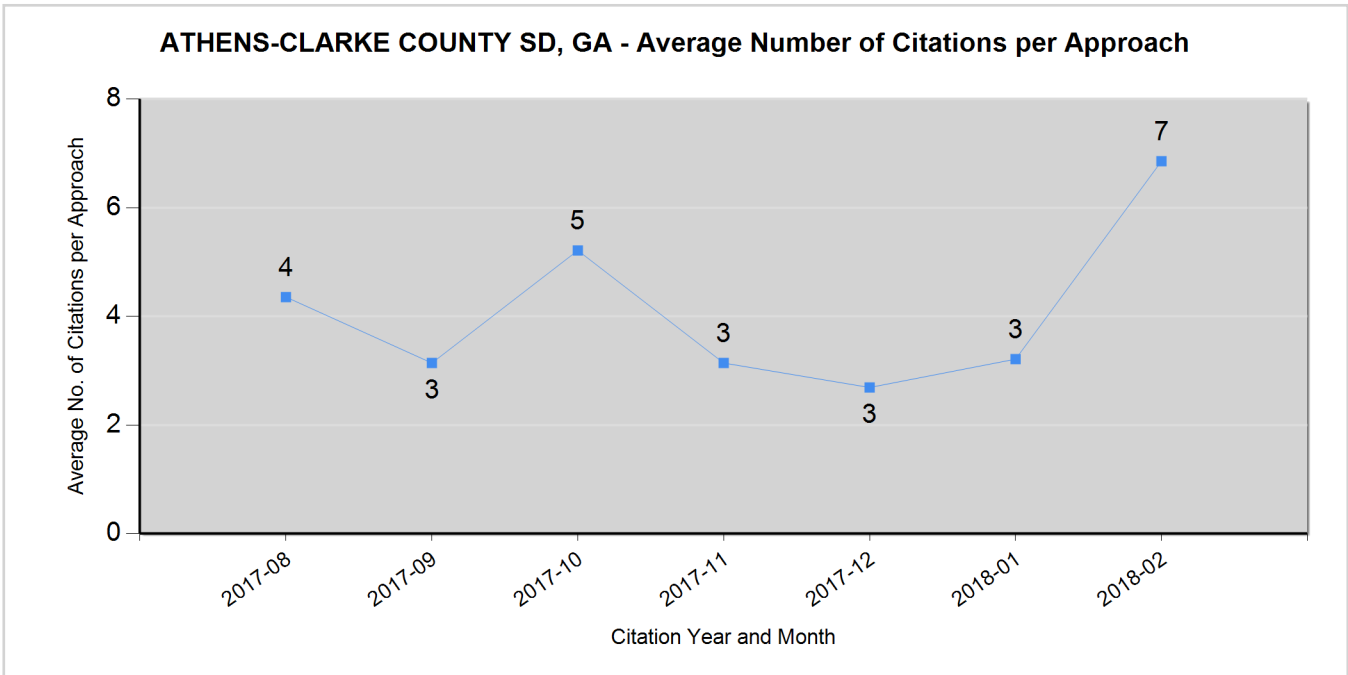
February 2018

SUBMITTED BY AMERICAN TRAFFIC SOLUTIONS, INC.



ATHENS-CLARKE COUNTY SD, GA Average Citations Per Approach By Month Report

The average number of citations per approach for the date range selected was 4.10 per approach.



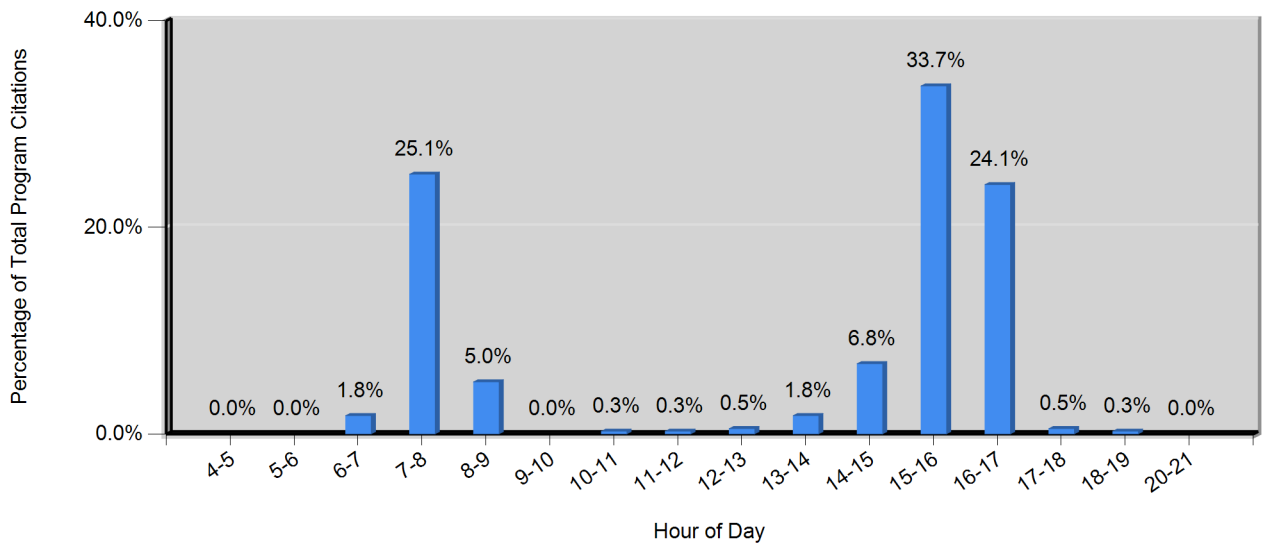
Violation Year/Month	2017-08	2017-09	2017-10	2017-11	2017-12	2018-01	2018-02	Totals
Citations	61	44	73	44	35	45	96	398
Active Sites	14	14	14	14	13	14	14	97



ATHENS-CLARKE COUNTY SD, GA Citation Count by Hour of Day Report

The following chart shows the distribution of total program violations throughout the day. Roughly 73.1% of citations occur between the hours of 8:00am and 6:00pm. The date range selected was August 2017 thru February 2018.

ATHENS-CLARKE COUNTY SD, GA - Distribution of Total Program Violations Throughout the Day

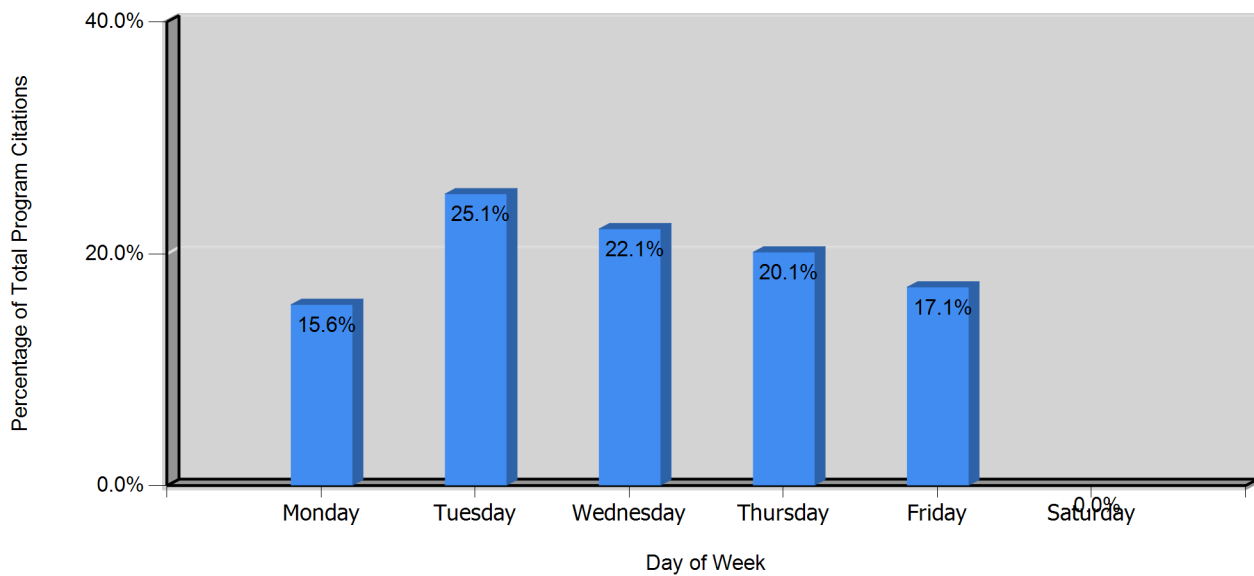




ATHENS-CLARKE COUNTY SD, GA Citation Count by Day of Week Report

The following chart shows the distribution of total program violations throughout the week. More citations are issued on Tuesday than any other day of the week.

ATHENS-CLARKE COUNTY SD, GA - Distribution of Total Program Citations Throughout the Week



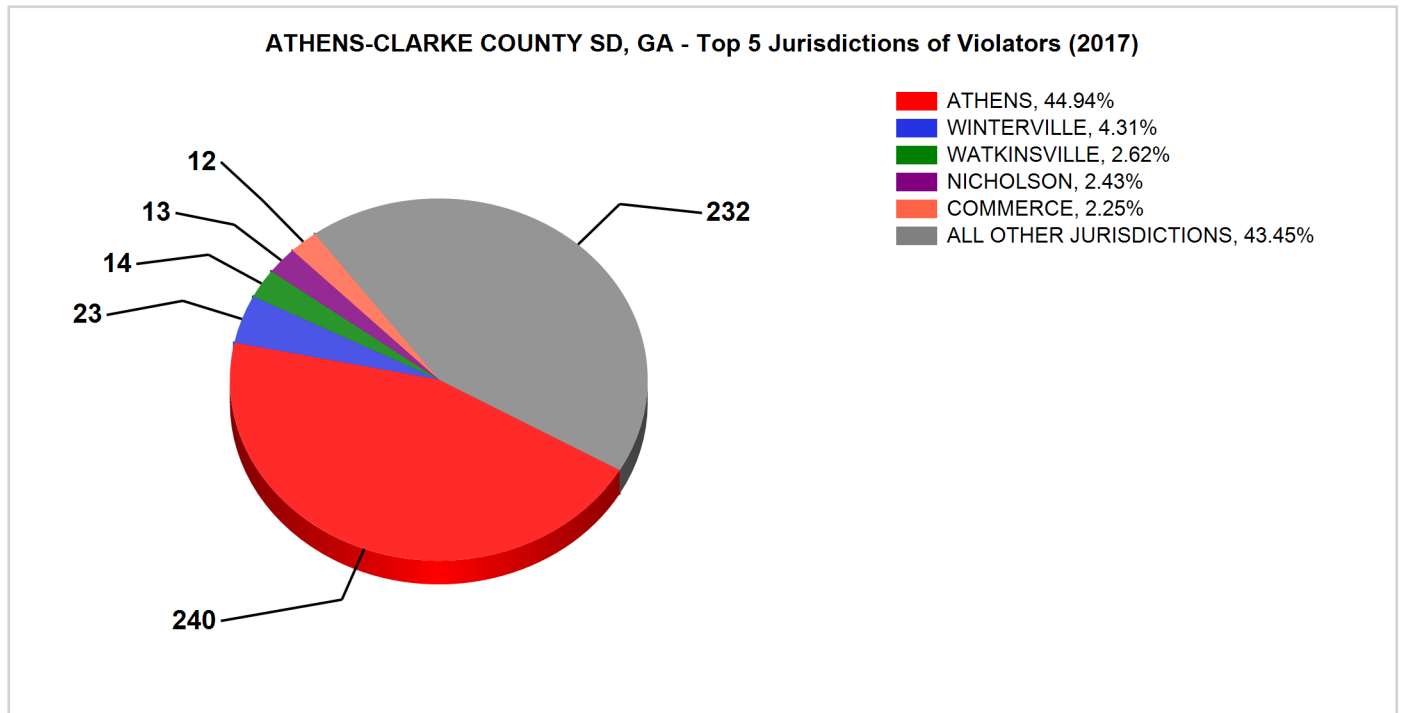
Citations Issued by Day of Week for August 2017 thru February 2018

Day of Week	Total Citations	Percent of Total Citations
Monday	62	15.6%
Tuesday	100	25.1%
Wednesday	88	22.1%
Thursday	80	20.1%
Friday	68	17.1%
Saturday	0	0.0%
Total	398	100.0%



ATHENS-CLARKE COUNTY SD, GA Top Citation Generating Cities Report

The following chart shows the top 5 jurisdictions of violators in 2017. The top 5 jurisdictions have issued 56.55% of total citations in 2017.



* Resident Data obtained from the DMV's registered owner/driver City field. Exact jurisdiction name was used to compute resident/non-resident data.