

**ATHENS-CLARKE COUNTY SOLID WASTE DEPARTMENT
RECYCLING DIVISION
ANNUAL REPORT FISCAL YEAR 2013
(JULY 1, 2012 – JUNE 30, 2013)**

MISSION

Our mission is to educate the public about the importance of waste reduction to the Athens-Clarke County community and implement a comprehensive, waste reduction plan that will reduce landfill disposal of solid waste as follows:

- 40% by 2015
- 60% by 2018
- 75% by 2020

Note: The Mayor and Commission approved the Waste Reduction goals on November 3, 2010.

I. RECOVERED MATERIALS PROCESSING FACILITY

The following provides tonnage and cost information for recycled materials delivered to the Athens-Clarke County Recovered Materials Processing Facility for the period noted above.

Bottles & Cans	505.38 tons	
Mixed Paper	6,894 tons	
Single Stream	11,139.63 tons	
Total Tons	18,539.01 tons	1,544.92 Average Tons Per Month

Processing Fees	\$416,196.26
Commodity Revenue	\$554,425.67 *
Host Fee Revenue	\$63,996.60 **

Net Cost/(Profit)	(\$202,226.01)	Net Cost/(Profit) Per Ton	(\$10.91)
--------------------------	-----------------------	----------------------------------	------------------

* Athens-Clarke County has a revenue sharing arrangement built into our contract with ReCommunity, the private RMPF operator. Athens-Clarke County pays a processing fee for each ton of recyclable material we deliver or cause to be delivered, to the RMPF. In return, we receive an 80% share of the revenues from the sale of the recyclable materials.

** In October 2011, the RMPF switched to single stream and at that time ACC started receiving host fees through ReCommunity from RMPF usage by other communities, business, industry, institutions, and other entities that ReCommunity is paying directly.

Comparison of Fiscal Year 2012 to Fiscal Year Fiscal Year 2013

	FY12	FY13	Difference
Total Tons	15,735.75	18,539.01	18% increase
Net Cost or (Profit)	(\$320,235.49)	(\$202,226.01)	\$118,009.48

	FY12	FY13	Difference
Average TPM	1,311.31	1,544.92	18% increase
Net Cost/(Profit) Per Ton	(\$20.35)	(\$10.91)	\$9.44 decrease

TPM=Tons Per Month

The following provides specific information on the recyclable tonnage delivered to the RMPF by the service programs of the Athens-Clarke County Solid Waste Department.

Solid Waste Department Recycling – Individual Program Information

Program Name	Tons of Recyclables	
	FY12*	FY13
Urban Service District Residential Curbside Recycling	1793.93	1948.20
Countywide Residential Drop-Off Recycling	2158.31	1,956.41
Central Business District (Downtown) Recycling	1190.46	1298.14
Commercial Dumpster (Business) Recycling	1179.47	1202.46
Undetermined Location ACC Solid Waste Material	194.94	590.56
Totals	6517.11	6995.77

* Scale conversion at MRF interrupted source data during the month of November 2011.

**Recycling Division Annual Report
Fiscal Year 2013 (July 1, 2012 – June 30, 2013)**

The following provides specific information on the recyclable tonnage delivered to the RMPF by private haulers who have a solid waste franchise or are otherwise approved to operate in Athens-Clarke County. Please note that not all of the recyclables collected by these haulers are delivered to the Athens-Clarke County RMPF; some may be delivered to other facilities outside Athens-Clarke County.

University of Georgia – Individual Program Information

Tons of Recyclables to the ACC Recycling Facility

Name of Hauler	FY12	FY13
University of Georgia	1271.31	1214.63

Private Hauler Recycling– Individual Program Information

Tons of Recyclables to the ACC Recycling Facility

Name of Hauler	FY12*	FY13
AAA Sanitation	492.98	677.91
Advanced	N/A	176.29
Curbside Services	N/A	325.40
F4 Sanitation	477.78	487.91
Oconee Waste Transport	218.90	327.83
Roll Off	119.10	320.71
Republic/Robertson Sanitation	669.88	1719.26
Waste Pro	1179.78	1273.97
Waste Management	N/A	216.58
Totals	3158.42	5525.86

* Many of our local private haulers stopped bringing (some and/or all) residential curbside tonnage to the ACC Recycling Facility in FY11 and many returned in October FY12. Their return was a result of the conversion of the facility to accept single-stream recyclables.

**Recycling Division Annual Report
Fiscal Year 2013 (July 1, 2012 – June 30, 2013)**

The following provides specific information on the recyclable tonnage delivered to the RMPF by neighboring cities or counties who have been approved to use the RMPF. Please note that not all of the recyclables collected by these cities or counties are delivered to the Athens-Clarke County RMPF; some may be delivered to other facilities outside Athens-Clarke County.

Neighboring City or County Recycling– Individual Program Information

Tons of Recyclables		
Name of City or County	FY12	FY13
Oconee County	647.84	638.02
Morgan County	261.22	280.42
Oglethorpe County	233.32	198.79
Madison County	222.39	168.24
Walton County	94.63	95.71
City of Monroe	93.10	154.49
Elbert County	62.13	55.42
City of Washington	45.15	39.66
City of Bogart	13.48	13.75
Hart County	N/A	31.74
City of Bogart	N/A	13.75
Totals	1673.26	1689.99

Summary of RMPF Tonnage (By User)

RMPF Customer Name	Tons	% of RMPF Tonnage
Solid Waste Department	6995.77	38%
Private Haulers	5525.86	30%
Miscellaneous Users	3112.76	17%
Neighboring City or County	1689.99	9%
University of Georgia	1214.63	7%
Totals	18,539.01	100%

**Recycling Division Annual Report
Fiscal Year 2013 (July 1, 2012 – June 30, 2013)**

II. OTHER ATHENS-CLARKE COUNTY SOLID WASTE DEPARTMENT RECYCLING, WASTE REDUCTION, AND LANDFILL DIVERSION ACTIVITIES

Description of Activity	Recycled/Diverted
Water Pollution Control Waste	16,819 * tons
Yard Trimmings (Includes materials accepted at landfill from residents/businesses including the annual <i>Bring One for the Chipper</i> program)	587 tons
Countywide Leaf & Limb Collection Program	4458 tons
Scrap Metal	90 tons
Scrap Tires	87 tons
Electronics	73 tons
Batteries (alkaline and rechargeable)	5 tons
Batteries (car batteries and other large batteries)	4 tons
Plastic Wrap Recycling (partnership with Trex)	18 tons
Bulbs (fluorescent, HID, mixed)	1 ton
Technotrash (CD's, DVD's, VHS tapes, floppy disks)	1 ton
Cooking Oil (grease)	2,171 gallons**
Paint	673 gallons**
Reuse Activity: Teacher Reuse Store	32 tons **
Inkjet and Toner Cartridges	Not Available
Cell phones	Not Available

Total (approximate): 22,143 tons

**Approved by the Georgia Environmental Protection Division's Land Protection Branch, this material is mixed with mulched leaf and limb materials and composted at the Landfill. The compost is used as intermediate daily cover at the Landfill as an alternative to using soil and/or sold to the general public.*

*** Not included in final tonnage.*

Total Tons Recycled (all activities)	40,682 tons **
Total Tons Disposed	50,922.48 tons **
DIVERSION RATE	45%

*** This is only ACC Recycling Facility and ACC Landfill tonnage. This does not include recyclables and/or trash taken to other landfills, material processing facilities and/or end markets.*

III. PERCENTAGE OF WASTE RECYCLED IN SOLID WASTE DEPARTMENT PROGRAMS

Service Program Name	Solid Waste Disposed (In Tons)	Recyclables Collected (In Tons)	% of Waste Recycled & Composted
Urban Service District Residential Service	4890.17	1948.20	29%
Central Business District (Downtown) Service	991.40	1298.14	57%
Commercial Dumpster (Business) Service	5563.12	1202.46	18%
Countywide Leaf & Limb Service	N/A	4458	100%
TOTAL	11,444.69	8,906.80	44%

Summary of Recycling Drop-Off Site Tonnage (By Site)

**Recycling Division Annual Report
Fiscal Year 2013 (July 1, 2012 – June 30, 2013)**

Community Recycling Drop-Off Name	FY12	FY13	% of Total
Georgia Square Mall	599.75	605.16	31%
Tag Office (Jail Road)	424.00	373.31	19%
Jefferson Road Fire Station	199.65	189.76	10%
Winterville	180.82	174.49	9%
College Avenue (Cleveland Road)	169.51	177.55	9%
George Gibson's Menswear (Baxter Street)	116.88	115.28	6%
Athens-Clarke County Landfill	85.27	80.73	4%
Athens Technical College	71.66	109.14	6%
Power Partners, Inc. (Newton Bridge Road)	59.80	83.25	4%
Danielsville Road Fire Station	41.97	47.74	2%
Total	1,949.31	1,956.41	100%







IV. COMMERCIAL COMPOST PROGRAM

This commercial compost program includes bio-solids from ACC Public Utilities and leaf and limb debris from ACC Solid Waste leaf and limb collection program.

Material	Amount
Bio-Solids (provided by ACC Public Utilities)	3,558 tons
Leaf and Limb Debris	5,054 tons
Compost (finished product sold)	5,039 cubic yards
Revenue from the sale of compost	\$29,783.79

IV. ENVIRONMENTAL BENEFITS SUMMARY

The following provides the estimated environmental benefits of Athens-Clarke County's recycling and other waste reduction efforts using the National Recycling Coalition's Benefits Calculator.

-  **Reduction in Greenhouse Gas Emissions 16,622 MTCE (Metric Tons of Carbon Equivalent)**
This is equivalent to keeping 12,542 automobiles off the road each year.
-  **Energy Savings 395,405 BTU (British Thermal Units)**
This is equivalent to saving enough energy to provide electricity to 3,759 households per year.
-  **Reduced Air Emissions 15,909.2 tons**
Air emissions reduced through recycling include decreases in aldehydes, ammonia, carbon dioxide, carbon monoxide, chlorine, hydrogen fluoride, lead, hydrogen chloride, metals, hydrocarbons, methane, nitrogen oxides, other organics, particulates, and sulfur oxides.
-  **Reduced Waterborne Wastes 59.2 tons**
Waterborne Wastes reduced through recycling include decreases in acid, ammonia, BOD, COD, cyanide, dissolved solids, fluorides, iron, metal ion, oil, phenol, sulfuric acid, and suspended solids.
-  **Total Natural Resources Saved just by recycling 125 tons of ferrous steel 251 tons**
Natural resources saved include iron ore, coal and limestone.
-  **Total Number of Trees Saved just by recycling 3,300 tons of Paper 39,597 trees**
This number includes tonnage of newsprint (2,448 tons) and mixed paper (852 tons) recycled in our program.